






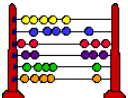


Key Learning:

1. Children will learn to recognize their name in print.
2. Children will share information about themselves, characteristics, likes, dislikes
3. Children will share information about their families.
4. Children will share their feelings.

Unit Essentials:

Goal of the unit is to continue to build a sense of community within the classroom. Also introduce concept of similarities and differences. Develop emotional IQ by learning to express their own feelings.

<p><u>Daily Concept:</u> Describe yourself. Tall, short, thin, thick, hair color, name body parts.</p>	<p><u>Daily Concept:</u> Tell us about your family. Parents, brothers or sisters, their names, pets.</p>	<p><u>Daily Concept:</u> How are you feeling today?</p>	<p><u>Daily Concept:</u> What do you like and dislike? How do these things make you feel?</p>	<p><u>Daily Concept:</u> Let's make up a story about a boy/girl. Each child contribute a line or 2.</p>
--	--	---	---	---

 <p>Art</p> <p>-Have students draw a self portrait</p>	 <p>Language</p> <p>-Make an "All about me" book. Encourage student to recognize their own name. Name color of hair, eyes. -Remind students to follow class rules.</p>	 <p>Science</p> <p>-Experiment: Add milk to a plastic plate. Place droplets of color in the center. Dip one end of a q tip into one of colors. Dip the other end into dish soap. Now dip the soap end of the q tip into another colors.</p>	 <p>Music</p> <p>-Songs to learn: clap your hands and point to yourself.</p>
 <p>Dramatic Play</p> <p>-Doctor's office. Teach students their body parts.</p>	 <p>Math</p> <p>-How tall are you? Have students measure each other.</p>	 <p>Physical Activity</p> <p>-Play Mirror. Have child make a pose and everyone copy it. Take turns posing.</p>	 <p>Nutrition & Health</p> <p>-Compare different foods: big small, thick thin, long short.</p>